



ADVANCE PRODUCTS & SYSTEMS

U-BOLT COTE®



PREVENT CORROSION

This is a typical example of accelerated corrosion occurring due to metal contact between the uncoated u-bolt and the pipe. The excessive corrosion and pitting can eventually develop into pinhole leaks. This interaction can be completely eliminated by utilizing an APS Pipe Support Pad and APS U-Bolt Cote.

ADVANTAGES

Versatility - with a wide variety of sizes available, U-Bolt Cote can be applied to all sizes of u-bolts.

Protection - A rugged and durable covering, eliminating metal to metal contact.

Reliability - Virtually unaffected by heat, ultra-violet rays, vibration, electrolysis, sandblasting or other rigors conducive to an industrial and marine environment.

Ease of Installation - The U-bolt size has been considered to accommodate the coating thickness assuring a good fit over the pipe.

FEATURES


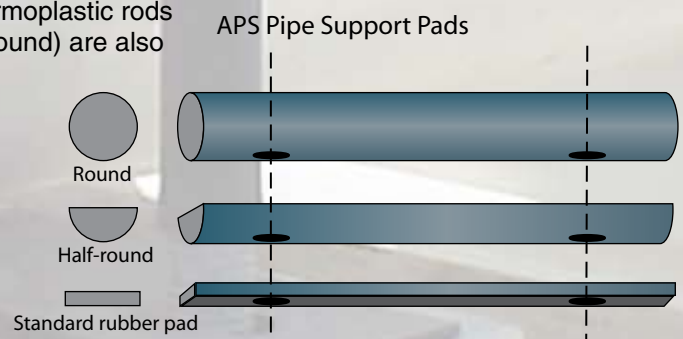
U-Bolt Cote is a seamless, vulcanized, polyolefin material that can be applied to all types of u-bolts. It is available on hot-dipped galvanizes, Xylan (PTFE) and cadmium plated carbon steel, and on stainless steel.

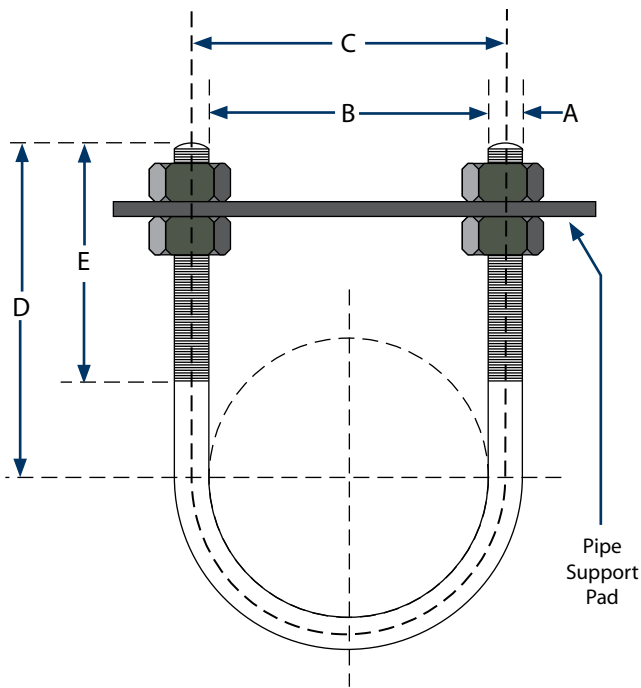
APPLICATION

U-Bolt Cote is excellent for eliminating corrosion problems on piping refineries, chemical plants, paper mills, offshore platforms, rigs and the shipping industry. It is also excellent for shock absorption on plastic, FRP or glass-lined pipe and will help to reduce vibration and noise levels.

APS PIPE SUPPORT PADS

Standard APS pipe support pads are die cut out of Buna-N rubber or Viton. Pre-drilled thermoplastic rods (either round or half-round) are also available.





Dimensional Data						
Pipe Size	A	B	C	D	E	Weight per 100
3/4	1/4	1-1/8	1-3/8	2-5/8	2-1/2	13
1	1/4	1-3/8	1-5/8	2-3/4	2-1/2	14
1-1/4	3/8	1-3/4	2-1/8	2-7/8	2-1/2	38
1-1/2	3/8	2	2-3/8	3	2-1/2	39
2	3/8	2-1/2	2-7/8	3-1/4	2-1/2	42
2-1/2	1/2	3	3-1/2	3-3/4	3	90
3	1/2	3-5/8	4-1/8	4	3	99
4	1/2	4-5/8	5-1/8	4-1/2	3	115
5	1/2	5-5/8	6-1/8	5	3	128
6	5/8	6-3/4	7-3/8	6-1/8	3-3/4	239
8	5/8	8-3/4	9-3/8	7-7/8	3-3/4	283
10	3/4	10-7/8	11-5/8	8-3/8	4	479
12	7/8	12-7/8	13-3/4	9-5/8	4-1/4	764
14	7/8	14-1/8	15	10-1/4	4-1/4	820
16	7/8	16-1/8	17	11-1/4	4-1/4	870
18	1	18-1/8	19-1/8	12-5/8	4-3/4	1350
20	1	20-1/8	21-1/8	13-5/8	4-3/4	1460
24	1	24-1/8	25-1/8	15-5/8	4-3/4	1710
28	1	28-1/8	29-1/8	17-5/8	4-3/4	1800
30	1	30-1/8	31-1/8	18-5/8	4-3/4	1910
36	1	36-1/8	37-1/8	21-5/8	4-3/4	2320

Galvanized long tangent u-bolts ranging in sizes from 3/4" through 20" are stock items. Larger sizes available upon request. All assemblies include coated u-bolts, 4 nuts and pad

Physical Properties

Tensile Strength	1500 psi min.	ASTM D412
Elongation	300% min	ASTM D412
Heat Aging (168 hrs/121° C)	1500 psi min	ASTM D2671
Tensile Elongation	300% min	ASTM D2671
Heat Shock	No cracks, flow or blisters	ASTM D2671
Low Temp. Flexibility (4hrs/-55° C)	No cracking	ASTM D2671
Specific Gravity/ Temperature Limitation	0.96/200%	ASTM D792

Chemical Properties

Water Absorption	0.2%	ASTM D570
Corrosive Effect (16hrs/175° C)	Pass	ASTM D2671 /Copper Rod
Fluid Resistance (24hrs/25° C)		
Hydraulic Fluid (MIL-H-5606C)		
Tensile	90% retained min	ASTM D412
Elongation	90% retained min	ASTM D412
Lubricating Oil (MIL-L-7808G)		
Tensile	90% retained min	ASTM D412
Elongation	90% retained min	ASTM D412
Diesel Fuel (MIL-L-23699)		
Tensile	90% retained min	ASTM D412
Elongation	90% retained min	ASTM D412

OPTIONAL POWDER COATED U-BOLT

General Description

This product is a high flow, a functionalized polyethylene copolymer-based thermoplastic powder coating designed for maximum mechanical performance, impact resistance and UV-stability.

Application Data

- Recommended thickness is a minimum of 50 mils, and a maximum of 70 mils.
- Melting Point of the Gal-Vo-Plast is 221° F.



Performance Properties	Testing Method	Results
Adhesion	ASTM D 4541, ASTM D 3359	>800 PSI (test conducted on blasted substrate)
Hardness (Shore D)	ASTM D 2240	52
Impact Resistance	ASTM B 2794	>384 in./lbs.
Salt Spray Resistance	ASTM b-117	>2,000 hours
Humidity Resistance	ASTM D 2247	No blistering or loss of gloss after 1,000 hours
Taber Abrasion	ASTM D 4060	100 (mg loss, CS 17 wheel)
Mandrel Bend	ASTM D 522	1/8 inch, no cracks (>32%)
Melt Index	ASTM D 1238	207
Gloss	ASTM D 523	60 - 75

TO ORDER PLEASE SPECIFY THE FOLLOWING

1. **Pipe Size**
2. **Material:** Carbon steel or stainless steel
3. **Coating:** Plated, galvanized or Xylan (PTFE)
4. **Pad:** Buna-N, viton or thermoplastic

OTHER PRODUCTS AVAILABLE

- Kleerband® Flange Protectors
- Radolid® Nut Protection Caps
- Casing Insulators and End Seals
- Innerlynx® - Modular Mechanical Seals
- IsoJoint® - Monolithic Isolators
- Foreman Night Caps - temporary pipe plugs
- Standard Isolating Gasket Kits
- Integra SSA® - Cathodic Isolation Gaskets

BSI Management
Systems America, Inc.

ISO 9001:2000
REGISTERED
COMPANY

CERTIFICATE # FM 537405
FORMERLY QMI # 1041990



ADVANCE PRODUCTS & SYSTEMS, INC.

PO Box 60399 • Lafayette, Louisiana 70596-0399
800-315-6009 • 337-233-6116 • FAX 337-232-3860
E-Mail: sales@apsonline.com • Website: www.apsonline.com

Distributed by:

APS Warranty and Return Policy

The customer is responsible for requesting an RMA in written form; either through e-mail or fax, unless otherwise noted. The customer will incur the cost of return freight. No credit is allowed on outgoing freight. A request for return of material must be submitted within 90 days from the invoice date. All hardware/components must be included and returned to APS within 30 days of the RMA issuance to qualify for credit. The returned product/products must be shipped in clean "re-sellable" condition, accompanied by all RMA paperwork including APS RMA labels affixed to the returned products packaging, or the return will not be accepted by APS receiving department and credit will not be issued. Credit will be determined upon the actual count and inspection by APS' receiving department. Credit allowed towards future purchases only **must be** used within one year of date of credit being issued. APS reserves the right to refuse credit for custom orders.

The above warranty is made in lieu of, and APS disclaims any and all other warranties expressed or implied, including the warranties of merchantability and fitness for a particular purpose and buyer agrees to accept the products without any such warranties.

APS hereby disclaims any obligation or liability for consequential damages, labor costs or any other claims or liabilities of any kind whatsoever.

Advance Products & Systems, Inc. is not responsible for errors printed in this brochure.